




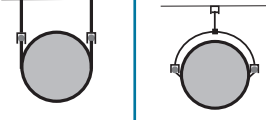







Installation

Installation no.	Cross section view	Type of suspension	Additional accessories designation (see overview chart below)	
0	without mounting material and hooks or enlarged strips			
1		wire	D, F, K, M	
2		wire	D, F, K, M	
3		profile, velcro	A, B, C, G, J, L, H	
4		profile	B, C, G	
5		suspended profile	A, B, C, G, I, D, E, F, K, L, M	
6		suspended profile	A, C, G, I, D, E, F, K, L, M	N
7		tensioner	D, F, H can be added to all other installation types	
8		profiles, velcro	A (always used for triangular shaped ducts), B, C, G, L, H, J	
9		profiles	A, D, E, F, K, L, M	
10		profiles	A, L	
11		profiles	A, E, K, L, M	